

www.skylakegolfclub.com

Address: Van Son Commune, Chuong My Dist., Hanoi, Vietnam
 Booking Office: (84-4) 3371.1234; Fax: (84-4) 3371.1231

DK ENG VIETNAM CO.,LTD

Resort & Golf Club
SKY LAKE





5th BEST COURSE IN VIETNAM
by Golf Digest U.S. 2016

BEST CHAMPIONSHIP COURSE
by Vietnam Golf Magazine 2015

TOP 5 GOLF COURSES IN VIETNAM
by Vietnam Tourism Awards 2014


VIETNAM'S MOST CHALLENGING GOLF COURSE
by Vietnam Golf Association 2012/13

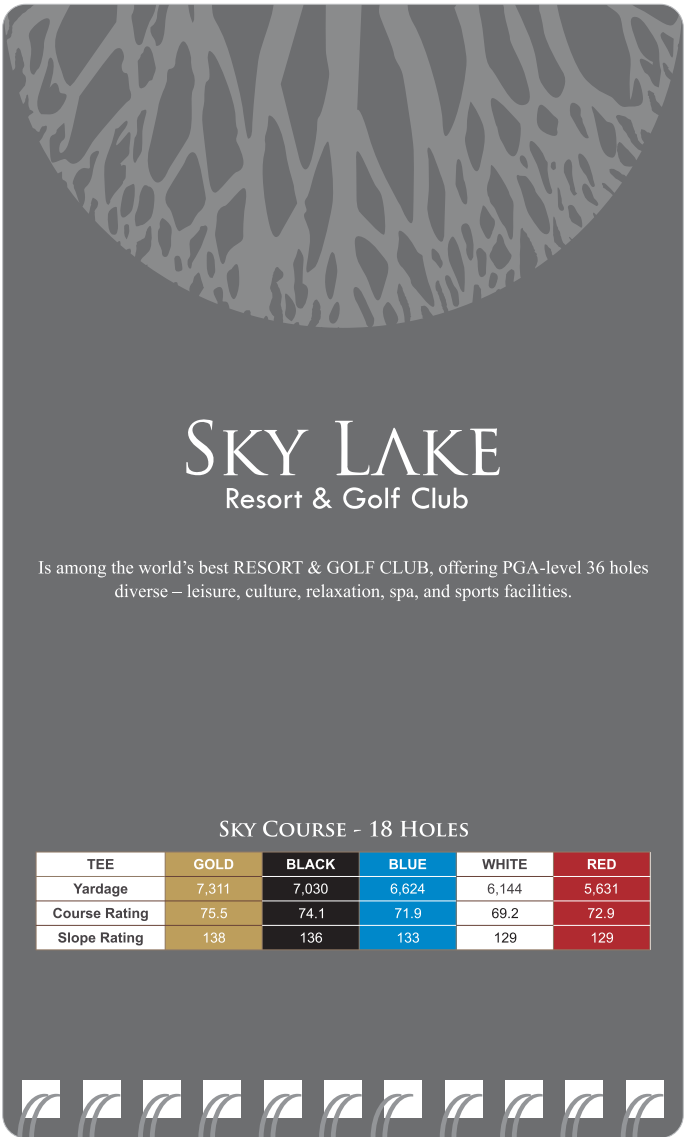
ACCOLADES

SKY LAKE
 Resort & Golf Club

**SKY COURSE
 GUIDE BOOK**





SKY LAKE

Resort & Golf Club

Is among the world's best RESORT & GOLF CLUB, offering PGA-level 36 holes diverse – leisure, culture, relaxation, spa, and sports facilities.

SKY COURSE - 18 HOLES

TEE	GOLD	BLACK	BLUE	WHITE	RED
Yardage	7,311	7,030	6,624	6,144	5,631
Course Rating	75.5	74.1	71.9	69.2	72.9
Slope Rating	138	136	133	129	129



Out Course

Hole 1 - Hole 9

Par 36, 3,632 Yards

TEE/HOLE	1	2	3	4	5	6	7	8	9	OUT
GOLD	416	383	230	569	394	448	558	164	470	3,632
BLACK	398	361	220	547	389	431	531	151	445	3,473
BLUE	373	350	200	530	373	408	500	139	406	3,279
WHITE	344	320	175	502	350	374	455	132	366	3,018
RED	314	295	130	441	323	358	432	112	332	2,737
PAR	4	4	3	5	4	4	5	3	4	36
STROKE-INDEX	16	10	6	4	14	2	12	18	8	

HOLE 1


PAR 4 / 480m / 416yd / HDCP 16

This opening Par 4 has a generous landing area from the tee with a large green for the second shot. From the back tees it's a tough 416 Yards but the front tees provides a good easy starting hole. Only danger lays down the right hand side of the hole which is protected by rice paddies.

- 416
- 398
- 373
- 344
- 314



Hole 1. Green Analysis

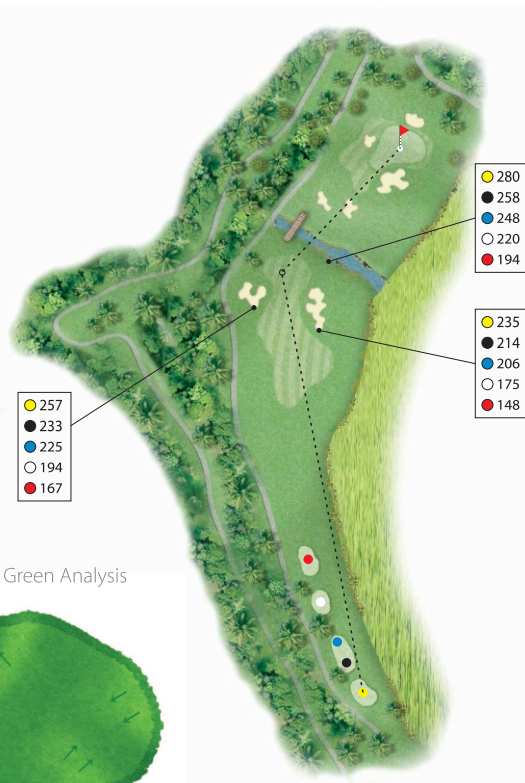


HOLE 2


PAR 4 / 350m / 383yd / HDCP 10

A long iron or a rescue club is ample from the tee with bunkers 200 yards out protecting both sides of the landing area. A well protected green awaits a strong mid iron shot.

- 383
- 361
- 350
- 320
- 295



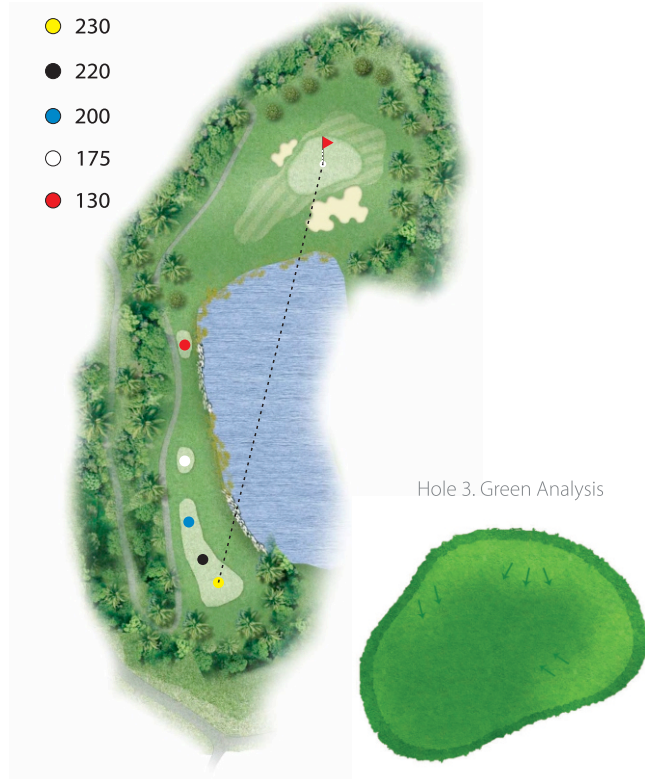
Hole 2. Green Analysis



HOLE 3

PAR 3 / 210m / 230yd / HDCP 6

The first of the Par 3s plays over 200 yards even from the mid tees with a strong water carry. The green is large and generous sloping from back to front. A 3 on this hole is well earned.



HOLE 4

PAR 5 / 520m / 569yd / HDCP 4

At 569 yards this first par 5 plays straight but long from the tips with a short 3rd shot into a raised blind green. Aim for the centre of this small green and two putt for a par. Missing the green is not an option.



HOLE 5

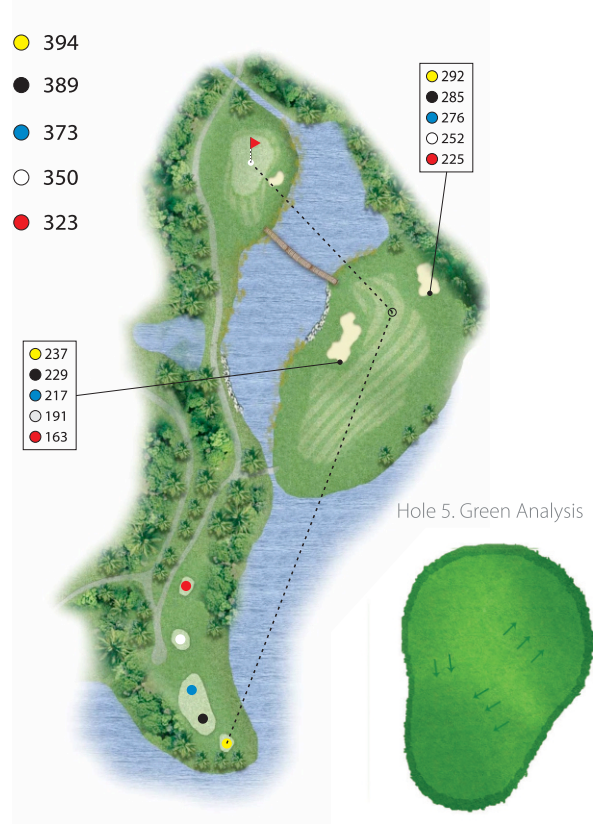
PAR 4 / 360m / 394yd / HDCP 14

This double water carry par 4 is all about tee placement. Getting as close as possible to the left side of the fairway takes 40 yards off the second shot into a green that is protected by the second water carry. Watch out for the left side bunker 217 yards out from the tee shot.

- 394
- 389
- 373
- 350
- 323

- 237
- 229
- 217
- 191
- 163

- 292
- 285
- 276
- 252
- 225



HOLE 6

PAR 4 / 410m / 448yd / HDCP 2

At 448 yards, this par 4 although wide will test you with its length. A water carry to a heavily protected green surrounded by bunkers. Watch out for a back pin position where the green slopes heavily from back to front.

- 448
- 431
- 408
- 374
- 358

- 185
- 168
- 147
- 109
- 93

- 320
- 302
- 279
- 244
- 227

- 277
- 259
- 235
- 200
- 181



HOLE 7


PAR 5 / 510m / 558yd / HDCP 12

The second par 5 on the front 9 has a split fairway that is uneven and tough to find a flat lie. Long hitters can risk the water carry protecting the raised green and try for a 3 but it is a risk reward option. Try to stay high right for your tee shot to allow for the ball to feed down the bottom of the fairway.

- 558
- 531
- 500
- 455
- 432



Hole 7. Green Analysis



HOLE 8


PAR 3 / 150m / 164yd / HDCP 18

The second and most picturesque par 3 on the course has a heavily sloped front pin that dominates this green with beach bunkers all around the front and right side. Always a good idea to try and hit the center of the green regardless of the pin location.

- 164
- 151
- 139
- 132
- 112



Hole 8. Green Analysis

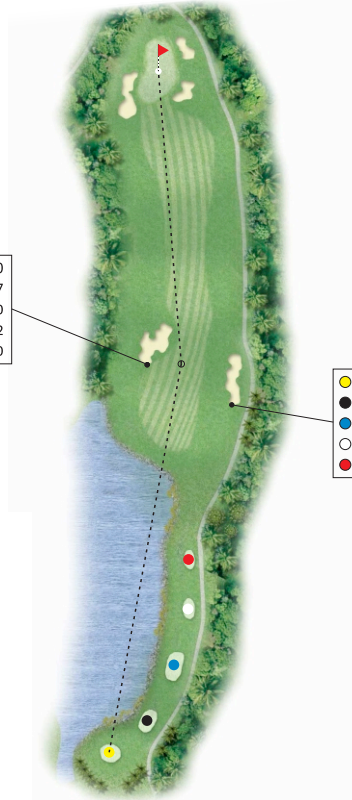


HOLE 9

PAR 4 / 430m / 470yd / HDCP 8

An easy hole to finish the front 9 holes comes in the form of a 406 yard par 4 from the middle tees that has a wide fairway and a large green. A short water carry from the tee should not cause too much trouble with only a long second shot to an open green your only remaining challenge.

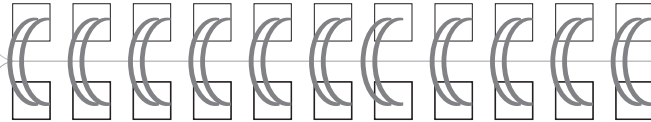
- 470
- 445
- 406
- 366
- 332



- 270
- 247
- 210
- 172
- 140

- 255
- 225
- 185
- 144
- 110

Hole 9. Green Analysis



In Course

Hole 10 - Hole 18

Par 36, 3,681 Yards

TEE/HOLE	10	11	12	13	14	15	16	17	18	IN
GOLD	416	607	230	448	394	350	569	197	470	3,681
BLACK	400	592	224	430	390	334	552	180	454	3,556
BLUE	390	565	200	397	370	315	525	153	420	3,335
WHITE	369	530	177	369	346	304	501	135	370	3,101
RED	350	467	164	348	316	280	475	120	330	2,850
PAR	4	5	3	4	4	4	5	3	4	36
STROKE-INDEX	7	13	3	5	9	15	11	17	1	

HOLE 10

PAR 4 / 380m / 416yd / HDCP 7


A visually stunning par 4 opens the inward 9 with a wide landing area from the tee but a narrow green entry protected by bunkers both left and right for the second shot. Hit for the back half of the green to avoid the trouble at the front.

- 416
- 400
- 390
- 369
- 350

- 248
- 233
- 206
- 209
- 192

- 300
- 284
- 271
- 248
- 228

Hole 10. Green Analysis



HOLE 11

PAR 5 / 555m / 607yd / HDCP 13

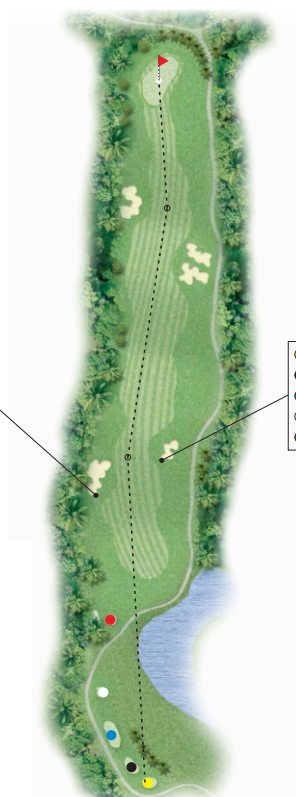

At over 600 yards in length this straight away par 5 does not pose many hidden dangers but length is the key. The bunkerless stadium type green can leave you with some tricky putts. Being a long stretched green, take note of where the pin sits as correct club selection will set you up for a birdie putt.

- 607
- 592
- 565
- 530
- 467

- 250
- 234
- 206
- 170
- 107

- 277
- 263
- 238
- 205
- 143

Hole 11. Green Analysis




HOLE 12

PAR 3 / 210m / 230yd / HDCP 3

The two tier offset green combined with 200 plus yards of carry make this a tough par three to navigate. Getting the ball on the same tier as the pin is paramount. Take a 3 if you can and be thankful.

- 230
- 224
- 200
- 177
- 164

Hole 12. Green Analysis




HOLE 13

PAR 4 / 410m / 448yd / HDCP 5

The elevated tees gives the golfer a stunning view of the fairway flanked by a beach bunker running the entire left side of the hole and is one of the most visual holes on the back 9. Watch out for the bunkers set at 212 yards from the tee and aim for the right side of the green for safety.

- 448
- 430
- 397
- 369
- 348

Hole 13. Green Analysis



HOLE 14

PAR 4 / 360m / 394yd / HDCP 9

Easier of all the 4s on the course, hole 14 has a wide landing area though wide shots will find bunkers either side of the driving line if hit wide enough. A mid to long iron left to a good sized green with only two bunkers to avoid. It's a good spot to admire the views back across the entire course.

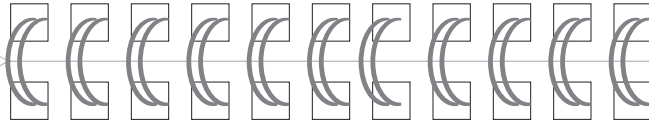

- 394
- 390
- 370
- 346
- 316

- 242
- 240
- 220
- 200
- 174

- 280
- 275
- 251
- 227
- 196

- 225
- 220
- 195
- 170
- 138

Hole 14. Green Analysis



HOLE 15

PAR 4 / 320m / 350yd / HDCP 15

This short par 4 climbs all the way up to the highest point on the entire property. From this hole on a clear day you can see all the way in to down town Hanoi and again take in vista of the property including the surrounding mountains.

- 350
- 334
- 315
- 304
- 280

- 284
- 266
- 253
- 235
- 214

- 247
- 231
- 219
- 202
- 182

Hole 15. Green Analysis

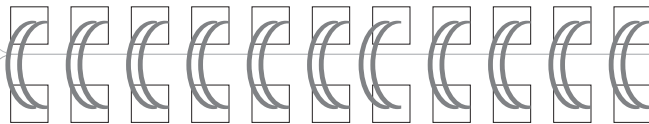


HOLE 16

PAR 5 / 520m / 569yd / HDCP 11

A sharp dog leg left means distance control from the tee. The more angle you can cut off from the drive means a shorter shot into the par 5 and possible eagle chance. Watch out for players on 7 green and 8 tee though...safety first please!!!

- 569
- 552
- 525
- 501
- 475



HOLE 17

PAR 3 / 146m / 160yd / HDCP 17

The last of the par 3 generally plays as a mid iron to a well protected green with a mild water carry as more of a visual hazard than anything. A large green with mild slopes can reward a well place iron shot, but depend on pin position.

- 160
- 140
- 130
- 115
- 105

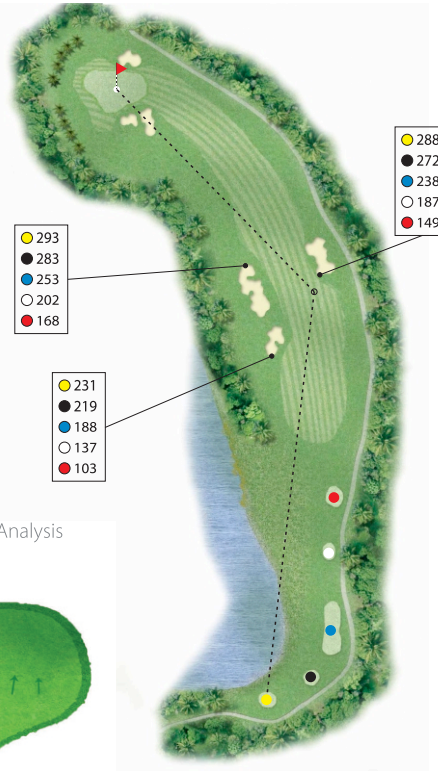


HOLE 18


PAR 4 / 430m / 470yd / HDCP 1

Finishing off the 18 with a sweeping right to left mid length par 4 is a fitting closing hole as it can reward the long hitter with a well-deserved birdy and the chance to close out the match. We hope that you have enjoyed the Sky Course and will return to face the challenge again soon.

- 470
- 454
- 420
- 370
- 330



Hole 18. Green Analysis



SKY LAKE
Resort & Golf Club

Local rules

Free Lift

- Ground Under Repair (rule 25-1): will be defined by white lines and marking " GUR". All staked trees are to be treated as GUR, relief may be taken within one club length of nearest point of relief, no closer to the hole without penalty.
- Immovable Obstructions (rule 24-2): All sprinkler heads, cart paths, valve covers, satellite boxes, drainage cover, permanent course signage, seating areas, shelters, concrete drainage are immovable obstruction except in a hazard.
- The ball is plugged through to green except in hazard.

Water Hazard (Rule 26)

- Water hazard are defined by red stakes or lines.

Out of bounds

- Out of bounds is defined by white stakes or lines.

Golf Etiquette

- All players must dress according to the club dress code policy.
- Each player must have a set of clubs and use a Caddy.
- Maximum of 4 Players per group.

Speed of Play

- Limit practice swing to one and walk quickly between shots.
- Be ready to player when it is your turn and leave the green immediately after putting.
- For beginners pick your ball up and move to next tee if you are holding up the group behind.

Luật chơi

Nhật bóng tự do (Free lift)

- Đất chờ sửa lại (Luật 25-1): được viền bằng đường kẻ màu trắng và đánh dấu "GUR". Các cây đang được chống đều coi là GUR, có thể được tháo gỡ vương mắc trong phạm vi một gậy của điểm tháo gỡ vương mắc gần nhất, không bị phạt gậy.
- Vật cản cố định (Luật 24-2): Các đầu máy phun, đường xe điện, nắp van, tủ điện, nắp cống, biển cố định trên sân, chỗ ngồi, các nơi có mái che, cổng bê tông đều là vật cản cố định trừ khi vật cản nằm trong bẫy.
- Bóng bị găm ở through to green trừ khi nằm trong các bẫy.

Bẫy nước (Luật 26)

- Bẫy nước được đánh dấu bằng cọc hoặc đường kẻ màu đỏ.

Ngoài biên

- Khu vực ngoài biên được đánh dấu bằng cọc hoặc đường kẻ màu trắng.

Ứng xử khi chơi golf

- Người chơi phải ăn mặc phù hợp với quy định của câu lạc bộ.
- Mỗi người chơi phải có một bộ gậy và một Caddy.
- Tối đa 4 người ở một nhóm chơi.

Tốc độ chơi

- Giới hạn 1 lần nhập và di chuyển nhanh sau mỗi lần đánh.
- Sân sàng chơi khi đến lượt và lập tức ra khỏi green sau khi gạt bóng.
- Đối với người mới chơi, xin vui lòng nhặt bóng và chơi sang tee tiếp theo nếu bạn là lý do khiến cả nhóm bị chậm lại.



FRONT



MIDDLE



BACK